

# Kopran

Form No. MGT-9

**Extract of annual return as on the  
financial year ended on 31.03.2018**

[Pursuant to section 92(3) of the Companies Act, 2013 and rule 12(1) of the  
Companies (Management and Administration) Rules, 2014]

**REGISTRATION AND OTHER DETAILS:**

i)	CIN	L24230MH1958PLC011078
ii)	Registration Date	26 <sup>th</sup> April, 1958
iii)	Name of the Company	Kopran Limited
iv)	Category / Sub-Category of the Company	Public Company, limited by shares
v)	Address of the registered office and contact details	Parijat House, 1076, Dr. E Moses Road, Worli, Mumbai-400 018
vi)	Whether listed company	Yes
vii)	Name, Address and Contact details of Registrar and Transfer Agent, if any	Bigshare Services Pvt. Ltd CIN : U99999MH1994PTC076534 1st Floor, Bharat Tin Works Building, Opp. Vasant Oasis, Makwana Road, Marol, Andheri (East) Mumbai 400059 Tel No. : 022 62638200 Fax No. : 022 62638299

**II. PRINCIPAL BUSINESS ACTIVITIES OF THE COMPANY**

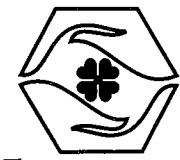
All the business activities contributing 10 % or more of the total turnover of the company shall be stated:-

Sl. No.	Name and Description of main products / services	NIC Code of the Product/ service	% to total turnover of the company
1	Formulations	21001	99.5%

**III. PARTICULARS OF HOLDING, SUBSIDIARY AND ASSOCIATE COMPANIES -**

Sr. No.	Name and address of the company	CIN/GLN	Holding/ Subsidiary/ Associate	% of shares held	Applicable Section
1.	Kopran Research Laboratories Ltd	U24230MH1986PLC040601	Subsidiary	99.50%	2(87)
2.	Kopran Lifesciences Ltd.	U74120MH2010PLC211112	Subsidiary	100%	2(87)
3.	Kopran (H.K.) Ltd.	Not Applicable	Subsidiary	100%	2(87)





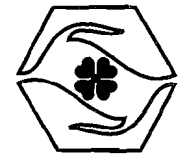
# Kopran

## IV. SHARE HOLDING PATTERN (Equity Share Capital Breakup as percentage of Total Equity)

### i. Category-wise Share Holding

Category of Shareholders	No. of shares held at the beginning of the year				No. of shares held at the end of the year				% Change during the year
	Demat	Physical	Total	% of Total Shares	Demat	Physical	Total	% of Total shares	
<b>A. Promoters</b>									
<b>(1) Indian</b>									
a) Individual/HUF	5522700	0	5522700	12.77	5481410	0	5481410	12.67	0.00
b) Central/State Govt(s)	0	0	0	0.00	0	0	0	0.00	0.00
c) Bodies Corp.	13920813	0	13920813	32.18	13452793	0	13452793	31.10	(1.08)
d) Banks/ FI	0	0	0	0.00	0	0	0	0.00	0.00
e) Any Other....	0	0	0	0.00	0	0	0	0.00	0.00
Sub-total (A)(1):-	19443513	0	19443513	44.95	18934203	0	18934203	43.78	(1.17)
<b>(2) Foreign</b>									
a) NRIs Individuals	0	0	0	0.00	0	0	0	0.00	0.00
b) Other Individuals	0	0	0	0.00	0	0	0	0.00	0.00
c) Bodies Corp.	0	0	0	0.00	0	0	0	0.00	0.00
d) Banks/ FI	0	0	0	0.00	0	0	0	0.00	0.00
e) Any other....	0	0	0	0.00	0	0	0	0.00	0.00
Sub-total (A)(2):-	0	0	0	0.00	0	0	0	0.00	0.00
<b>Total shareholding of promoter (A)=(A)(1)+(A)(2)</b>	<b>19443513</b>	<b>0</b>	<b>19443513</b>	<b>44.95</b>	<b>18934203</b>	<b>0</b>	<b>18934203</b>	<b>43.78</b>	<b>(1.17)</b>







# Kopran

<b>B. Public shareholding</b>									
<b>1. Institutions</b>									
a) Mutual Funds	0	500	500	0.00	500	0	500	0.00	0.00
b) Banks/Fl	1188498	300	1188798	2.75	1119041	300	1119341	2.59	(0.16)
c) Central / State Govt(s)	0	0	0	0.00	0	0	0	0.00	0.00
d) Venture Capital Funds	0	0	0	0.00	0	0	0	0.00	0.00
e) Insurance Companies	0	0	0	0.00	0	0	0	0.00	0.00
f) FIs	0	300	300	0.00	300	0	300	0.00	0.00
g) FPI	459304	0	459304	1.06	0	0	0	0.00	(1.06)
h) Others (specify)	0	0	0	0.00	0	0	0	0.00	0.00
<b>Sub-total (B) (1):-</b>	<b>1647802</b>	<b>1100</b>	<b>1648902</b>	<b>3.81</b>	<b>1119041</b>	<b>1100</b>	<b>1120141</b>	<b>2.59</b>	<b>(1.22)</b>
<b>2. Non-Institutions</b>									
a) Bodies Corp.	2955731	19801	2975532	6.88	2815896	19801	2835697	6.56	(0.32)
b) Individual									
i) Individual shareholders holding nominal share capital upto Rs. 1 lakh	12573705	304428	12878133	29.77	13448538	298129	13746667	31.78	2.01
ii) Individual shareholders holding nominal share capital in excess of Rs. 1 lakh	5069103	0	5069103	11.72	5035245	0	5035245	11.64	(0.08)



**PARIJAT**

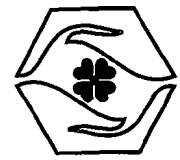




# Kopran

c) NBFC's registered with RBI	18799	0	18799	0.04	26324	0	26324	0.06	0.02
d) Others (Specify)									
i) Trusts	4050	0	4050	0.01	4050	0	4050	0.01	0.00
ii) Clearing Member	499048	0	499048	1.15	381902	0	381902	0.88	(0.27)
iii) Non Resident Indians (NRI's)	11042	150	11192	0.03	1600	150	1750	0.00	(0.03)
iv) Non Resident Indians (NON REPAT)	276483	0	276483	0.64	646581	0	646581	1.49	0.86
v) Non Resident Indians (REPEAT)	427847	0	427847	0.99	520042	0	520042	1.20	0.21
(d) Qualified Foreign Investor	0	0	0	0	0	0	26324	0	0
<b>Sub-total (B)(2):-</b>	<b>21835808</b>	<b>324379</b>	<b>22160187</b>	<b>51.23</b>	<b>22880178</b>	<b>318080</b>	<b>23198258</b>	<b>53.63</b>	<b>1.22</b>
Total Public Shareholding (B)=(B)(1)+(B)(2)	23483610	325476	23809089	55.05	23999219	319180	24318399	56.22	1.17
C. Shares held by custodian for GDRs & ADRs	0	0	0	0	0	0	0	0	0.00
Grand Total (A+B+C)	42927123	325479	43252602	100.00	42933422	319180	43252602	100.00	0.00





# Kopran

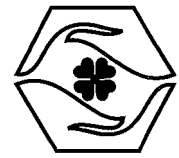
(ii) Shareholding of Promoters

Sr. no.	Shareholder's Name	Shareholding at the beginning of the year			Shareholding at the end of the year			%Change in shareholding during the year
		No. of Shares	% of total shares of the company	% of Shares Pledged/ Encumbered to total shares	No. of shares	% of total shares of the company	% of shares Pledged/ encumbered to total shares	
1	Rajendra Somani	2324250	5.37	0.0000	2324250	5.37	0.00	0.00
2	Susheel Somani	871900	2.02	0.0000	871900	2.02	0.00	0.00
3	Hridai Susheel Somani	116900	0.27	0.0000	116900	0.27	0.00	0.00
4	Mridula Somani	228900	0.53	0.0000	228900	0.53	0.00	0.00
5	Surendra Somani	503075	1.16	0.0000	503075	1.16	0.00	0.00
6	Jaya Somani	258500	0.60	0.0000	258500	0.60	0.00	0.00
7	Adarsh Somani	181250	0.42	0.0000	181250	0.42	0.00	0.00
8	Suhrid Somani	93300	0.22	0.0000	93300	0.22	0.00	0.00
9	Vandana Somani	325200	0.76	0.0000	325200	0.76	0.00	0.00
10	Nupur Somani	270000	0.62	0.0000	270000	0.62	0.00	0.00
11	Somani Kumkum	35635	0.08	0.0000	35635	0.08	0.00	0.00
12	Varun Somani	272500	0.63	0.0000	272500	0.63	0.00	0.00
13	Debonair Publication Pvt.Ltd.	1000	0.00	0.0000	1000	0.00	0.00	0.00
14	G.Claridge & Co.	342500	0.79	0.0000	342500	0.79	0.00	0.00
15	Oricon Enterprises Ltd	0	0.00	0.0000	5961758	13.78	0.00	13.78
16	Parijat Shipping and Finale Ltd.	385209	0.89	0.0000	385209	0.89	0.00	0.00
17	Kopran Lifestyle Ltd.	3950	0.01	0.0000	3950	0.01	0.00	0.00
18	Sarvamangal Mercantile Co. Ltd.	2902951	6.71	0.0000	2902951	6.71	0.00	0.00
19	Panorama Finvest pvt. Ltd.	3800000	8.79	0.0000	3800000	8.79	0.00	0.00
20	Sarla Seventilal Parekh	6290	0.01	0.0000	0	0.00	0.00	(0.01)
21	Renuka Vinubhai Bhansali	8500	0.02	0.0000	0	0.00	0.00	(0.02)
22	Pravina Rameshchandra Virvadia	8500	0.02	0.0000	0	0.00	0.00	(0.02)
23	Anushree Somani	9000	0.02	0.0000	0	0.00	0.00	(0.02)



**PARIJAT**





# Kopran


24	Vrinda Somani	9000	0.02	0.00	0	0.00	0.00	(0.02)
25	Practical Financial Services	96900	0.22	0.00	0	0.00	0.00	(0.22)
26	Morganite Trading Company Pvt.Ltd.	161150	0.37	0.00	0	0.00	0.00	(0.37)
27	Oricon Properties Pvt.Ltd.	5961758	13.78	0.00	0	0.00	0.00	(13.78)
28	Uni Recyclers Pvt.Ltd.	265395	0.61	0.00	0	0.00	0.00	(0.61)
<b>Total</b>		<b>19443513</b>	<b>44.95</b>	<b>0.0000</b>	<b>18878778</b>	<b>43.65</b>	<b>0.00</b>	<b>1.30</b>


**(iii) Change in Promoter's Shareholding (please specify, if there is no change)**

Sr. No.		Shareholding at the beginning of the year		Cumulative Shareholding during the year	
		No. of shares	% of total shares of the company	No. of shares	% of total shares of the company
	At the beginning of the year	<b>19443513</b>	44.95	18878778	43.65
	(DECREASE)/ INCREASE	(1.30%)			
	At the End of the year	<b>18878778</b>	<b>43.65</b>		

**(iv) Shareholding Pattern of top ten Shareholders (other than Directors, Promoters and Holders of GDRs and ADRs):**

TOP TEN NON PROMOTERS MOVEMENT							
Sr.No.	NAME	No. of Shares at the beginning/ End of the year	Date	Increase /Decrease in share-holding	Reason	Percentage of total shares of the company	
						Number of Shares	
1	LIFE INSURANCE CORPORATION OF INDIA	400,000	31-Mar-17	0	Transfer	400,000	0.92
		400,000	31-Mar-18	0	Transfer	400,000	0.92
2	DIGVIJAY COMMERCE AND TRADING PVT LTD	360,000	31-Mar-17	0	Transfer	360000	0.83
			14-Apr-17	-10000	Transfer	350,000	0.81
			11-Aug-17	-75033	Transfer	274,967	0.64

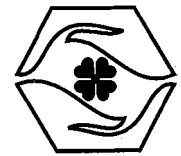




# Kopran

			24-Nov-17	-41326	Transfer	233,641	0.54
			1-Dec-17	-78571	Transfer	155,070	0.36
			15-Dec-17	-4467	Transfer	150,603	0.35
			22-Dec-17	-603	Transfer	150,000	0.35
			5-Jan-18	-5000	Transfer	145,000	0.34
			12-Jan-18	-23000	Transfer	122,000	0.28
			19-Jan-18	-3000	Transfer	119,000	0.28
			2-Feb-18	-39000	Transfer	80,000	0.19
		80,000	31-Mar-18	0	Transfer	80,000	0.19
3	GOLDMAN SACHS (SINGAPORE)PTE	339,147	31-Mar-17	0	Transfer	339,147	0.78
			7-Apr-17	50	Transfer	339,197	0.78
			5-May-17	24731	Transfer	363,928	0.84
			12-May-17	-9209	Transfer	354,719	0.82
			2-Jun-17	-60479	Transfer	294,240	0.68
			9-Jun-17	-27565	Transfer	266,675	0.62
			16-Jun-17	-2955	Transfer	263,720	0.61
			23-Jun-17	-12255	Transfer	251,465	0.58
			30-Jun-17	-17219	Transfer	234,246	0.54
			7-Jul-17	-52445	Transfer	181,801	0.42
			14-Jul-17	-24634	Transfer	157,167	0.36
			21-Jul-17	-112454	Transfer	44,713	0.10
			28-Jul-17	-41304	Transfer	3,409	0.01
			4-Aug-17	-3409	Transfer	0	0.00
			11-Aug-17	1793	Transfer	1,793	0.00
			18-Aug-17	-1793	Transfer	0	0.00
			31-Mar-18	0	Transfer	0	0.00
4	UNI RECYCLERS PRIVATE LIMITED	265,395	31-Mar-17	0	Transfer	265,395	0.61
		265,395	31-Mar-18	0	Transfer	265,395	0.61
5	UNITED INDIA INSURANCE COMPANY LIMITED	253,744	31-Mar-17	0	Transfer	253,744	0.59
		253,744	31-Mar-18	0	Transfer	253,744	0.59






# Kopran

6	GOPI KISHAN MALANI	0	31-Mar-17	0	Transfer	0	0.00
			9-Feb-18	154468	Transfer	154,468	0.36
			16-Feb-18	68148	Transfer	222,616	0.51
			23-Feb-18	7500	Transfer	230,116	0.53
		230,116	31-Mar-18	0	Transfer	230,116	0.53
7	SAMURAI SECURITIES PVT LTD. (TRADING)	15,000	31-Mar-17	0	Transfer	15,000	0.03
			14-Apr-17	324,972	Transfer	339,972	0.79
			21-Apr-17	-339972	Transfer	0	0.00
			5-May-17	20913	Transfer	20,913	0.05
			12-May-17	27893	Transfer	48,806	0.11
			09-Jun-17	110000	Transfer	158,806	0.37
			16-Jun-17	115000	Transfer	273,806	0.63
			23-Jun-17	-2500	Transfer	271,306	0.63
			30-Jun-17	-25326	Transfer	245,980	0.57
			14-Jul-17	-5000	Transfer	240980	0.56
			21-Jul-17	-1715	Transfer	239,265	0.55
			28-Jul-17	-48723	Transfer	190542	0.44
			4-Aug-17	-5700	Transfer	184,842	0.43
			11-Aug-17	-4300	Transfer	180,542	0.42
			18-Aug-17	-13000	Transfer	167,542	0.39
			25-Aug-17	20000	Transfer	187,542	0.43
			1-Sep-17	8106	Transfer	195,648	0.45
			8-Sep-17	-24106	Transfer	171,542	0.40
			15-Sep-17	10000	Transfer	181,542	0.42
			6-Oct-17	45000	Transfer	226,542	0.52
			13-Oct-17	-45000	Transfer	181,542	0.42
			3-Nov-17	17500	Transfer	199,042	0.46
			10-Nov-17	-17500	Transfer	181,542	0.42
			17-Nov-17	-91000	Transfer	90,542	0.21
			24-Nov-17	58000	Transfer	148,542	0.34
			15-Dec-17	40600	Transfer	189,142	0.44
			22-Dec-17	20625	Transfer	209,767	0.49









# Kopran


			29-Dec-17	-17125	Transfer	192,642	0.45
			5-Jan-18	-3500	Transfer	189,142	0.44
			12-Jan-18	2500	Transfer	191,642	0.44
			19-Jan-18	-85500	Transfer	106,142	0.25
			2-Feb-18	-6700	Transfer	99,442	0.23
			9-Feb-18	10000	Transfer	109,442	0.25
			16-Feb-18	4991	Transfer	114,433	0.26
			9-Mar-18	-4600	Transfer	109,833	0.25
			16-Mar-18	137306	Transfer	247,139	0.57
			30-Mar-18	-36000	Transfer	211,139	0.49
		211,139	31-Mar-18	0	Transfer	211,139	0.49
8	EDELWEISS CUSTODIAL SERVICES LIMITED	147,213	31-Mar-17	0	Transfer	147,213	0.34
			07-Apr-17	-4247	Transfer	142,966	0.33
			14-Apr-17	-76834	Transfer	66,132	0.15
			21-Apr-17	113442	Transfer	179,574	0.42
			28-Apr-17	-24040	Transfer	155,534	0.36
			5-May-17	-6589	Transfer	148,945	0.34
			12-May-17	-25633	Transfer	123,312	0.29
			19-May-17	3563	Transfer	126,875	0.29
			26-May-17	-2814	Transfer	124,061	0.29
			2-Jun-17	-4766	Transfer	119,295	0.28
			9-Jun-17	9293	Transfer	128,588	0.30
			16-Jun-17	-532	Transfer	128,056	0.30
			23-Jun-17	-12591	Transfer	115,465	0.27
			30-Jun-17	-11631	Transfer	103,834	0.24
			7-Jul-17	5426	Transfer	109,260	0.25
			14-Jul-17	6768	Transfer	116,028	0.27
			21-Jul-17	4905	Transfer	120,933	0.28
			28-Jul-17	-1705	Transfer	119,228	0.28
			4-Aug-17	-4556	Transfer	114,672	0.27






# Kopran

			11-Aug-17	4700	Transfer	119,372	0.28
			18-Aug-17	1613	Transfer	120,985	0.28
			25-Aug-17	-15120	Transfer	105,865	0.24
			30-Aug-17	-240	Transfer	105,625	0.24
			1-Sep-17	-100	Transfer	105,525	0.24
			8-Sep-17	10375	Transfer	115,900	0.27
			15-Sep-17	2150	Transfer	118,050	0.27
			22-Sep-17	-4419	Transfer	113,631	0.26
			29-Sep-17	4838	Transfer	118,469	0.27
			6-Oct-17	-2205	Transfer	116,264	0.27
			13-Oct-17	3387	Transfer	119,651	0.28
			20-Oct-17	1123	Transfer	120,774	0.28
			27-Oct-17	4303	Transfer	125,077	0.29
			31-Oct-17	525	Transfer	125,602	0.29
			3-Nov-17	2200	Transfer	127,802	0.30
			10-Nov-17	3314	Transfer	131,116	0.30
			17-Nov-17	5075	Transfer	136,191	0.31
			24-Nov-17	-13257	Transfer	122,934	0.28
			1-Dec-17	2369	Transfer	125,303	0.29
			8-Dec-17	-491	Transfer	124,812	0.29
			15-Dec-17	-2089	Transfer	122,723	0.28
			22-Dec-17	8560	Transfer	131,283	0.30
			29-Dec-17	12581	Transfer	143,864	0.33
			30-Dec-17	-4474	Transfer	139,390	0.32
			5-Jan-18	1298	Transfer	140,688	0.33
			12-Jan-18	50643	Transfer	191,331	0.44
			19-Jan-18	28010	Transfer	219,341	0.51
			26-Jan-18	103113	Transfer	322,454	0.75
			2-Feb-18	21058	Transfer	343,512	0.79
			9-Feb-18	-126347	Transfer	217,165	0.50





# Kopran

			16-Feb-18	-15590	Transfer	201,575	0.47
			23-Feb-18	-31541	Transfer	170,034	0.39
			2-Mar-18	10618	Transfer	180,652	0.42
			9-Mar-18	-1688	Transfer	178,964	0.41
			16-Mar-18	-21014	Transfer	157,950	0.37
			23-Mar-18	10797	Transfer	168,747	0.39
			30-Mar-18	47100	Transfer	215,847	0.50
			31-Mar-18	-16110	Transfer	199,737	0.46
		199,737	31-Mar-18	0	Transfer	199,737	0.46
9	RAMESH DAMANI	171,496	31-Mar-17	0	Transfer	171,496	0.40
			14-Apr-17	-2500	Transfer	168,996	0.39
			28-Apr-17	2500	Transfer	171,496	0.40
			16-Jun-17	-1767	Transfer	169,729	0.39
		169,729	31-Mar-18	0	Transfer	169,729	0.39
10	MORGANITE TRADING COMPANY PRIVATE LIMITED	161,150	31-Mar-17	0	Transfer	161,150	0.37
		161,150	31-Mar-18	0	Transfer	161,150	0.37
11	ARUNDHATI SUNIL PAREKH	158,780	31-Mar-17	0	Transfer	158,780	0.37
		158,780	31-Mar-18	0	Transfer	158,780	0.37
12	TARINI KUMAR	158,610	31-Mar-17	0	Transfer	157610	0.37
		158,610	31-Mar-18	0	Transfer	158,610	0.37
13	ANANDITA SUNIL PAREKH	158,610	31-Mar-17	0	Transfer	158,610	0.37
		158,610	31-Mar-18	0	Transfer	158,610	0.37



**(v) Shareholding of Directors and Key Managerial Personnel:**

Sr. No.		Shareholding at the beginning of the year		Cumulative Shareholding during the year	
		No. of shares	% of total shares of the company	No. of shares	% of total shares of the company
	<b>For Each of the Directors and KMP</b>				
	At the beginning of the year				
	1. Mr. Susheel G Somani	871900	2.02%	871900	2.02%
	2. Mr. Surendra Somani	503075	1.16%	503075	1.16%
Date wise Increase / Decrease in Shareholding during the year specifying the reasons for increase/ decrease(e.g. allotment / transfer / bonus/ sweat equity etc.):					No Change

Note : None of the Directors or KMP other than the above holds Equity Shares in the Company.

**(VI) REMUNERATION OF DIRECTORS AND KEY MANAGERIAL PERSONNEL**

A. Remuneration to Managing Director, Whole-time Directors and/ or Manager:


Sr. No.	Particulars of Remuneration	Name of MD/ WTD/Manager	Total Amount
		Surendra Somani	
A.	Gross salary		
	1. Salary as per provisions contained in section 17(1) of the Income tax Act, 1961	14844000	14844000
	2. Value of perquisites u/s 17(2) Income tax Act, 1961	28,800	28,800
	3. Profits in lieu of salary under section 17(3) Income tax Act, 1961		-
2.	Stock Option		-
3.	Sweat Equity		-
4.	Commission - As % of profit - Others, specify		-
5.	Others, please specify		-

### C. REMUNERATION TO KEY MANAGERIAL PERSONNEL OTHER THAN MD/MANAGER/WTD

Sr. No.	Particulars of Remuneration	Mr. Sunil Sodhani (Company Secretary)	Mr. Basant Kumar Soni (Chief Financial Officer)	Total
1.	Gross salary			
	a) Salary as per provisions contained in section 17(1) of the Income tax Act, 1961	13,61,244	19,96,725	33,57,969
	b) Value of perquisites u/s 17(2) Income tax Act, 1961	-	21,600	21,600
	c) Profits in lieu of salary under section 17(3) Income tax Act, 1961	-	-	-
2.	Stock Option	-	-	-
3.	Sweat Equity	-	-	-
4.	Commission	-	-	-
	- As % of profit			
	- Others, specify			
5.	Others, please specify	-	-	-
	Total	13,61,244	20,18,325	33,79,569

VII. PENALTIES/ PUNISHMENT/ COMPOUNDING OF OFFENCES : None

For Kopran Limited



**Surendra Somani**  
Executive Vice Chairman  
DIN:00600860