


(I) (a) Statement showing Shareholding Pattern

Name of the Company		KOPRAN LIMITED	
Scrip Code, Name of the scrip, Class of Security :		KOPRAN	
Quarter ended		31.12.2014	
Partly paid-up shares	No. of partly paid-up shares	As a % of total no. of partly paid-up shares	As a % of total no. of shares of the company
Held by promoter/promoters group	0	0.00	0.00
Held by public	3126	100.00	0.01
Total-D	3126	100.00	0.01
Outstanding convertible securities	No. of outstanding securities	As a % of total No. of outstanding convertible securities	As a % of total no. of shares of the company, assuming full onversion of the convertible securities
Held by promoter/promoter group	0	0.00	0.00
Held by public	0	0.00	0.00
Total-E	0	0.00	0.00
Warrants	No. of Warrants	As a % of total no. of Warrants	As a % of total no. of shares of the company, assuming full conversion of warrants
Held by promoter/promoter group	2150000	100.00	4.97
Held by public	0	0.00	0.00
Total-F	2150000	100.00	4.97
Total paid-up capital of the company assuming full conversion of warrants and convertible securities (Grand Total (A+B+C)+(D+E+F))	43252602		100




Statement Showing Shareholding Pattern								
Category code	Category of shareholder	Number of shareholders	Table (I)(a)		Total shareholding as percentage of total number of shares		Shares pledged or otherwise encumbered	
			Total number of shares	Number of shares held in dematerialized form	As a percentage of (A+B) ¹	As a percentage of (A+B+C) (VII)	Number of shares (VIII)	As a percentage (IX) = (VIII)/(IV)* 100
(A)	Shareholding of Promoter and Promoter Group ²							
(1)	Indian							
(a)	Individuals/Hindu Undivided Family	21	5522700	5522700	13.44	13.44	0	0.00
(b)	Central Government/State Government(s)	0	0	0	0.00	0.00	0	0.00
(c)	Bodies Corporate	12	11823313	11823313	28.77	28.77	3352500	28.35
(d)	Financial Institutions/Banks	0	0	0	0	0	0	0.00
(e)	Any Other (Specify)	0	0	0	0	0	0	0.00
	Sub Total(A)(1)	33	17346013	17346013	42.20	42.20	3352500	19.33
(2)	Foreign							
(a)	Individuals (Non-Resident Individuals/Foreign Individuals)	0	0	0	0.00	0.00	0	0.00
(b)	Bodies Corporate	0	0	0	0.00	0.00	0	0.00
(c)	Institutions	0	0	0	0.00	0.00	0	0.00
(d)	Any Other (Specify)	0	0	0	0.00	0.00	0	0.00
	Sub-Total (A)(2)	0	0	0	0.00	0.00	0	0.00
	Total Shareholding of Promoter and Promoter Group (A)=(A)(1)+(A)(2)	33	17346013	17346013	42.20	42.20	3352500	19.33
(B)	Public shareholding ³							
(1)	Institutions							
(a)	Mutual Funds/UTI	4	28890	28390	0.07	0.07	0	0.00
(b)	Financial Institutions/Banks	11	1158956	1158656	2.82	2.82	0	0.00
(c)	Central Government/State Government(s)	0	0	0	0.00	0.00	0	0.00
(d)	Venture Capital Funds	0	0	0	0.00	0.00	0	0.00
(e)	Insurance Companies	0	0	0	0.00	0.00	0	0.00
(f)	Foreign Institutional Investors	3	300	0	0.00	0.00	0	0.00
(g)	Foreign Venture Capital Investors	0	0	0	0.00	0.00	0	0.00
(h)	Any Other (specify)	0	0	0	0.00	0.00	0	0.00
	Sub-Total (B)(1)	18	1188146	1187046	2.89	2.89	0	0.00
(2)	Non-institutions							
(a)	Bodies Corporate	673	3828635	3808834	9.32	9.32	0	0.00
(b)	Individuals -							
I)	Individual shareholders holding nominal share capital up to Rs. 1 lakh.	29869	13093663	12771336	31.86	31.86	0	0.00
II)	Individual shareholders holding nominal share capital in excess of Rs. 1 lakh.	153	4839582	4839582	11.78	11.78	0	0.00
(c)	Any Other (specify)							
(i)	NRIs	305	559094	558944	1.36	1.36	0	0.00
(ii)	Clearing Members	145	238643	238643	0.58	0.58	0	0.00
(iii)	Trust	3	5700	5700	0.01	0.01	0	0.00
	Sub Total (B) (2)	31148	22565317	22223039	54.90	54.90	0	0.00
	Total Public Shareholding (B)=(B)(1)+(B)(2)	31166	23753463	23410085	57.80	57.80	0	0.00
	TOTAL (A)+(B)	31199	41099476	40756098	100.00	100.00	3352500	8.16
(C)	Shares held by Custodians and against which Depository Receipts have been issued	0	0	0	0.00	0.00	0	0.00
(1)	Promoter and Promoter Group	0	0	0	0.00	0.00	0	0.00
(2)	Public							
	GRAND TOTAL (A)+(B)+(C)	31199	41099476	40756098	100.00	100.00	3352500	8.16

8




(1) (b) Statement showing shareholding of persons belonging to the category "Promoter and Promoter Group"

Sr. No.	Name of the shareholder	Total shares held		Shares pledged or otherwise encumbered		
		Number	grand total (A)+(B)+(C)	Number	As a percentage	As a % of grand total (A)+(B)+(C) of sub-clause (1) (a)
(I)	(II)	(III)	(IV)	(V)	(VI)=(V)/(III)*100	(VII)
1	NUPUR SOMANI	270000	0.66	0	0.00	0.00
2	SHANTANU SOMANI	116900	0.28	0	0.00	0.00
3	ADARSH SOMANI	181250	0.44	0	0.00	0.00
4	SURENDRA SOMANI	316075	0.77	0	0.00	0.00
5	ANUSHREE SOMANI	9000	0.02	0	0.00	0.00
6	VARUN SOMANI	272500	0.66	0	0.00	0.00
7	MRIDULA SOMANI	228900	0.56	0	0.00	0.00
8	SUHRID SOMANI	93300	0.23	0	0.00	0.00
9	VRINDA SOMANI	9000	0.02	0	0.00	0.00
10	JAYA SOMANI	258500	0.63	0	0.00	0.00
11	RAJENDRA SOMANI (HUF)	1764750	4.29	0	0.00	0.00
12	RAJENDRA SOMANI	270500	0.66	0	0.00	0.00
13	SOMANI KUMKUM	35635	0.09	0	0.00	0.00
14	RAJENDRA SOMANI	289000	0.70	0	0.00	0.00
15	SURENDRA SOMANI	187000	0.45	0	0.00	0.00
16	VANDANA SOMANI	325200	0.79	0	0.00	0.00
17	SUSHEEL G. SOMANI	272000	0.66	0	0.00	0.00
18	SUSHEEL SOMANI	599900	1.46	0	0.00	0.00
19	SARLA SEVENTILAL PAREKH	6290	0.02	0	0.00	0.00
20	RENUKA VINUBHAI BHANSALI	8500	0.02	0	0.00	0.00
21	PRAVINA RAMESHCHANDRA VIRVADIA	8500	0.02	0	0.00	0.00
22	SVARAJ TRADING & AGENCIES LTD.	52500	0.13	52500	100.00	0.13
23	SARVAMANGAL MERCANTILE CO. LTD.	2902951	7.06	0	0.00	0.00
24	PARIJAT SHIPPING AND FINALE LTD	385209	0.94	0	0.00	0.00
25	MORGANITE TRADING COMPANY LIMITED	161150	0.39	0	0.00	0.00
26	UNI RECYCLERS PRIVATE LIMITED	265395	0.65	0	0.00	0.00
27	PRACTICAL FINANCIAL SERVICES PVT.LTD.	96900	0.24	0	0.00	0.00
28	G.CLARIDGE & COMPANY LIMITED	342500	0.83	0	0.00	0.00
29	RIDHI SIDHI EQUIFIN PVT.LTD.	3950	0.01	0	0.00	0.00
30	ORICON PROPERTIES PVT.LTD.	1761758	4.29	0	0.00	0.00
31	ORICON PROPERTIES PVT.LTD.	2050000	4.99	0	0.00	0.00
32	DEBONAIR PUBLICATION PVT.LTD.	1000	0.00	0	0.00	0.00
33	PANORAMA FINVEST PVT.LTD.	3800000	9.25	3300000	86.84	8.45
	TOTAL	17346013	42.20	3352500	19.33	8.58



6

(I)(c)(i)	Statement showing Shareholding of person belonging to the category "Public" and holding more than 1% of the total number of shares		
Sr. No.	Name of the shareholder	Number of shares	Shares as a percentage of total number of shares (i.e. Grand Total (A)+(B)+(C) indicated in Statement at para (I)(a) above)
	TOTAL	0	0.00



(I)(c)(ii) Statement showing holding of securities (including shares, warrants, convertible securities) of persons (together with PAC) belonging to the category "Public" and holding more than 5% of the total number of shares of the company								
Sr. No.	Name of the shareholder	Number of shares	Shares as a percentage of total number of shares (i.e. Grand Total (A)+(B)+(C) indicated in Statement at para (I)(a) above)	Details of warrants		Details of convertible securities		Total shares (including underlying shares assuming full conversion of warrants and convertible securities) as a% of diluted share capital.
				Number of warrants held	As a % total number of warrants of the same class	Number of convertible securities held	% w.r.t. total number of convertible securities of the same class	
1				0	0	0	0	0
	TOTAL							



§

(l)(d) Statement showing details of locked-in shares				
Sr.No.	Name of the shareholder	Number of locked-in shares	Locked-in shares as a percentage of total number of shares (i.e., Grand Total (A)+(B)+(C) indicated in Statement at para (l)(a) above)	Public/Promoter Group
1	Oricon Properties Private Limited	2050000	4.99	Promoter Group
2	Oricon Properties Private Limited	1761758	4.29	Promoter Group
	TOTAL	3811758	9.27	



S

(II) (a) Statement showing Details of Depository Receipts (DRs)

Unit:	KOPRAN LIMITED		As on Date	30/09/2014
Sr. No.	Type of outstanding DR (ADRs, GDRs, SDRs, etc.)	Number of outstanding DRs	Number of shares underlying outstanding DRs	Shares underlying outstanding DRs as a percentage of total number of shares{i.e., Grand Total (A)+(B)+(C) indicated in Statement at para (I)(a) above}
1				0.00
2				0.00
3				0.00
4				0.00
5				0.00
6				0.00
7				0.00
8				0.00
9				0.00
10				0.00
11				0.00
12				0.00
13	TOTAL	0	0	0.00



8

(II)(b)	Statement showing holding of Depository Receipts (DRs), where underlying shares are in excess of 1% of the total number of shares.		
Sr. No.	Type of outstanding DR (ADRs, GDRs, SDRs, etc.)	No. of shares underlying outstanding DRs	Shares underlying outstanding DRs as a percentage of total number of shares{i.e., Grand Total (A)+(B)+(C) indicated in Statement at para (I)(a) above}
1			0.00
2			0.00
3			0.00
4			0.00
5			0.00
6			0.00
7			0.00
8			0.00
9	TOTAL	0	0.00



8

III(a) Statement showing the voting pattern of shareholders, if more than one class of shares/securities is issued by the issuer.

Category	Category of shareholder	Number of Voting Rights held in each class of securities			Total Voting Rights (III+IV+V)	Total Voting rights i.e. (VI)	
		Class X	Class Y	Class Z		As a percentage of (A+B)	As a percentage of (A+B+C)
(I)	(II)	(III)	(IV)	(V)	(VI)	(VII)	(VIII)
(A)	Promoter and Promoter Group						
(1)	Indian						
(a)	Individuals/Hindu Undivided Family	5522700			5522700	13.44	13.44
(b)	Central Government State Government(s)	0					
(c)	Bodies Corporate	11823313			11823313	28.77	28.77
(d)	Financial Institutions/ Banks						
(e)	Any Other (Specify)						
	Sub Total(A)(1)	17346013			17346013	42.20	42.20
(2)	Foreign						
(a)	Individuals (Non-Resident Individuals/ Foreign Individuals)						
(b)	Bodies Corporate						
(c)	Institutions						
(d)	Any Other (Specify)						
	Sub-Total (A)(2)	0					
	Total holdings of Promoter and Promoter Group (A)=(A)(1)+(A)(2)	17346013			17346013	42.20	42.20
(B)	Public shareholding						
(1)	Institutions						
(a)	Mutual Funds/UTI	28890			28890	0.07	0.07
(b)	Financial Institutions/ Banks	1158956			1158956	2.82	2.82
(c)	Central Government/State Government(s)	0			0	0.00	0.00
(d)	Venture Capital Funds						
(e)	Insurance Companies						
(f)	Foreign Institutional Investors	300			300	0.00	0.00
(g)	Foreign Venture Capital Investors						
(h)	Any Other (specify)						
	Sub-Total (B)(1)	1188146			1188146	2.89	2.89



Handwritten signature or mark.

(2)	Non-institutions						
(a)	Bodies Corporate	3828635			3828635	9.32	9.32
(b)	Individuals -						
I)	Individual shareholders holding nominal share capital up to Rs. 1 lakh.	13093663			13093663	31.86	31.86
II)	Individual shareholders holding nominal share capital in excess of Rs. 1 lakh.	4839582			4839582	11.78	11.78
(c)	Any Other (specify)						
	Clearing Member	238643			238643	0.58	0.58
	Trusts	5700			5700	0.01	0.01
	Non Resident Indians	559094			559094	1.36	1.36
	Overseas Bodies Corporate	0			0	0	0
	Sub Total (B) (2)	22565317			22565317	54.90	54.90
	Total Public Shareholding (B)= (B)(1)+(B)(2)	23753463			23753463	57.80	57.80
	TOTAL (A)+(B)	41099476			41099476	100.00	100.00
(C)	Shares held by Custodians and against which Depository Receipts have been issued	0			0.00	0	0
	GRAND TOTAL (A)+(B)+(C)	41099476			41099476	100.00	100.00



8