
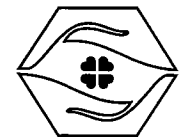


# Kopran

<b>KOPRAN LIMITED</b>					
<b>UNAUDITED FINANCIAL RESULTS( PROVISIONAL) FOR QUARTER ENDED 31st MARCH, 2012</b>					
( Rs. in lakhs )					
Particulars	Quarter Ended			Year Ended	
	31/03/2012	31/12/2011	31/03/2011	31/03/2012	31/03/2011
	Unaudited	Unaudited	Unaudited	Unaudited	Audited
<b>Income from Operations</b>					
Net Sales / Income from Operations	5,392	4,853	4,774	19,261	18,563
Other Operating Income	166	121	289	903	910
<b>Total Income from operations</b>	<b>5,558</b>	<b>4,974</b>	<b>5,063</b>	<b>20,164</b>	<b>19,473</b>
<b>Expenses</b>					
Changes in Inventories of Finished Goods, Work-in- Progress and stocks- in-trade	(89)	172	(341)	698	(848)
Cost of Materials Consumed	3,565	2,780	3,395	11,945	12,996
Purchase of Stock- in - trade	8	16	40	43	280
Employee Benefits Expenses	426	490	444	1,752	1,734
Depreciation	292	285	285	1,142	1,123
Other Expenses	861	859	844	3,284	3,217
<b>Total Expenses</b>	<b>5,063</b>	<b>4,602</b>	<b>4,667</b>	<b>18,864</b>	<b>18,502</b>
<b>Profit (Loss) from operations before other income, Interest and exceptional items</b>	<b>495</b>	<b>372</b>	<b>394</b>	<b>1,300</b>	<b>971</b>
Other Income	1	11	62	55	291
<b>Profit (Loss) before interest and exceptional items</b>	<b>496</b>	<b>383</b>	<b>456</b>	<b>1,355</b>	<b>1,262</b>
Interest (Net)	186	192	243	741	749
<b>Profit (Loss) before exceptional items</b>	<b>310</b>	<b>191</b>	<b>213</b>	<b>614</b>	<b>513</b>
Exceptional items	-	-	-	-	-
<b>Profit ( Loss ) before tax</b>	<b>310</b>	<b>191</b>	<b>213</b>	<b>614</b>	<b>513</b>
Less :Tax expenses	-	-	-	-	(27)
<b>Net Profit for the period</b>	<b>310</b>	<b>191</b>	<b>213</b>	<b>614</b>	<b>540</b>
Paid up equity share Capital (Face value Rs 10/-)	3,905	3,905	3,905	3,905	3,905
Reserves excluding Revaluation Reserve as per balance sheet of previous accounting Year	-	-	-	-	6,225
Earning Per Share ( EPS ) Before Exceptional Item					
a) Basic	0.79	0.47	0.52	1.57	1.32
b) Dilluted	0.79	0.47	0.52	1.57	1.32
Earning Per Share ( EPS ) After Exceptional Item					
a) Basic	0.79	0.47	0.52	1.57	1.32
b) Dilluted	0.79	0.47	0.52	1.57	1.32
Public shareholding					
No. of Shares	25,809,523	25,502,401	25,026,401	25,809,523	25,026,401
Percentage of Shareholding	66.09%	65.31%	64.09%	66.09%	64.09%
Promoters and promoter group Shareholding	13,239,953	13,547,075	14,023,075	13,239,953	14,023,075
a) Pledged /Encumbered- No. of Shares	552,500	577,500	577,500	552,500	577,500
Percentage of Shares (as a % of total shareholding of promoter and promoter group)	4.17%	4.26%	4.12%	4.17%	4.12%
percentage of Shares (as a % of total share capital of the company)	1.42%	1.48%	1.48%	1.42%	1.48%
b)Non-encumbered -No. of Shares	12,687,453	12,969,575	13,445,575	12,687,453	13,445,575
Percentage of Shares (as a % of total shareholding of promoter and promoter group)	95.83%	95.74%	95.88%	95.83%	95.88%
Percentage of Shares (as a % of total share capital of the company)	32.49%	33.21%	34.43%	32.49%	34.43%
<b>NOTES :-</b>					
(1) The above results were reviewed by the Audit Committee and taken on record by the Board of Directors of the Company at it's meeting held on 15th May, 2012					
(2) Figures for the previous accounting period have been regrouped wherever necessary.					
(3) The Company is engaged primarily in Pharmaceuticals business and there are no separate reportable segments as per AS-17.					
(4) <b>Auditors observation:</b>					
a) Investments and Advances made to Subsidiary Company, Kopran Research Laboratories Ltd (KRL) as at 31-03-2012 amounting to Rs. 5182.66 Lacs,(as at 31-03-2011 Rs.5283.23 Lacs) are in the opinion of the Auditors doubtful of realisation. In the opinion of the Management, no provision is required to be made because the investment in the Subsidiary Company, KRL, is long term, for strategic reasons.					
(5) Other Operating Income includes exchange fluctuation gain of Rs.0.49 lacs during the quarter ended 31st March 2012, and Rs.273.52 lacs for the year ended 31st March,2012					
(6) The company received 1 complaint from the shareholders during the quarter ended 31st March, 2012. and has been resolved.					
				<b>KOPRAN LIMITED</b>  Surendra Somani Executive Vice Chairman	
Place : Mumbai					
Date: 15-05-2012					



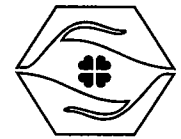


# Kopran

**KOPRAN LIMITED**  
**AUDITED FINANCIAL RESULTS FOR YEAR ENDED 31st MARCH, 2012**

Part - I Particulars	( ₹. in lakhs )	
	Year Ended	
	31/03/2012	31/03/2011
	Audited	Audited
<b>Income from Operations</b>		
Net Sales / Income from Operations	19,245	18,544
Other Operating Income	646	694
<b>Total Income from operations</b>	<b>19,891</b>	<b>19,238</b>
<b>Expenses</b>		
Changes in Inventories of Finished Goods, Work-in- Progress and stocks- in-trade	698	(848)
Cost of Materials Consumed	11,946	12,996
Purchase of Stock- in - trade	43	280
Employee Benefits Expenses	1,752	1,734
Depreciation	1,142	1,123
Other Expenses	3,283	3,217
<b>Total Expenses</b>	<b>18,864</b>	<b>18,502</b>
<b>Profit (Loss) from operations before other income, Interest and exceptional items</b>	<b>1,027</b>	<b>736</b>
Other Income	556	638
<b>Profit (Loss) before Interest and exceptional items</b>	<b>1,583</b>	<b>1,374</b>
Interest (Net)	966	861
<b>Profit (Loss) before exceptional items</b>	<b>617</b>	<b>513</b>
Exceptional items	-	-
<b>Profit ( Loss ) before tax</b>	<b>617</b>	<b>513</b>
Less :Tax expenses	-	(27)
<b>Net Profit for the period</b>	<b>617</b>	<b>540</b>
Paid up equity share Capital (Face value Rs 10/-)	3,905	3,905
Reserves excluding Revaluation Reserve as per balance sheet of previous accounting Year	6,842	6,225
Earning Per Share ( EPS ) Before Exceptional Item		
a) Basic	1.58	1.32
b) Diluted	1.58	1.32
Earning Per Share ( EPS ) After Exceptional Item		
a) Basic	1.58	1.32
b) Diluted	1.58	1.32
<b>Part II</b>		
<b>(A) PARTICULARS OF SHAREHOLDING</b>		
<b>Public shareholding</b>		
Number of shares	25,809,523	25,026,401
Percentage of shareholding	66.09%	64.09%
<b>Promoters and Promoter Group Shareholding</b>		
<b>a) Pledged / Encumbered</b>		
Number of shares	552,500	577,500
Percentage of shares (as a % of the total shareholding of promoter and promoter group)	4.17%	4.12%
Percentage of shares (as a % of the total share capital of the company)	1.42%	1.48%
<b>b) Non - encumbered</b>		
Number of shares	12,687,453	13,445,575
Percentage of shares (as a % of the total shareholding of the Promoter and Promoter group)	95.83%	95.88%
Percentage of shares (as a % of the total share capital of the company)	32.49%	34.43%
<b>(B) INVESTOR COMPLAINTS</b>		
Pending at the beginning of the year	-	-
Received during the year	8	5
Disposed of during the year	8	5
Remaining unresolved at the end of the year	-	-
<b>NOTES :-</b>		
(1) The above results were reviewed by the Audit Committee and taken on record by the Board of Directors of the Company at its meeting held on 13th July, 2012		
(2) The Financial Statements have been prepared in line with the requirement of revised Schedule VI of the Companies Act, 1956 as introduced by Ministry of corporate affairs from the financial year ended 31st March, 2012. Consequently, the company has reclassified previous year figures to confirm current year's classification.		
(3) Other Income includes exchange gain of ₹.269.29 lacs (previous year ₹.235.24 lacs) and interest of ₹.238.68 lacs (previous year ₹112.37 lacs)		
(4) The Company is engaged primarily in Pharmaceuticals business and there are no separate reportable segments as per AS-17.		





# Kopran

**(5) Auditors observation:**

Investments and Advances made to Subsidiary Company, Kopran Research Laboratories Ltd (KRL) as at 31-03-2012 amounting to ₹. 5182.66 Lacs, (as at 31-03-2011 ₹.5283.23 Lacs) are in the opinion of the Auditors doubtful of realisation. In the opinion of the Management, no provision is required to be made because the investment in the Subsidiary Company, KRL, is long term, for strategic reasons.

**(6) Statement of Assets and Liability as at 31st March, 2012 is given below.**

Particulars	₹. in lakhs )	
	As at year ended 31-03-2012	As at year ended 31-03-2011
	Audited	Audited
<b>I. EQUITY AND LIABILITIES</b>		
<b>1. Shareholders Funds</b>		
(a) Share Capital	4763	4763
(b) Reserves and Surplus	6842	6225
<b>Total</b>	<b>11605</b>	<b>10988</b>
<b>2. Non-current liabilities</b>		
(a) Long-term borrowings	6459	7325
(b) Long-term provisions	313	281
<b>Total</b>	<b>6772</b>	<b>7606</b>
<b>3. Current liabilities</b>		
(a) Short-term borrowings	3113	3048
(b) Trade payables	4171	3064
(c) Other current liabilities	2269	1861
(d) Short-term provisions	11	18
<b>Total</b>	<b>9564</b>	<b>7991</b>
<b>TOTAL</b>	<b>27941</b>	<b>26585</b>
<b>II. ASSETS</b>		
<b>1. Non-current assets</b>		
(a) Fixed Assets		
(i) Tangible assets	11160	11211
(ii) Capital work-in-progress	-	4
(b) Non-current investment	687	687
(c) Long-term loans and advances	4989	5022
(d) Other non-current assets	245	267
<b>Total</b>	<b>17081</b>	<b>17191</b>
<b>2. Current assets</b>		
(a) Inventories	3515	3211
(b) Trade receivables	3752	3336
(c) Cash and Bank balances	706	75
(d) Short-term loans and advances	2887	2772
<b>Total</b>	<b>10860</b>	<b>9394</b>
<b>TOTAL</b>	<b>27941</b>	<b>26585</b>

KOPRAN LIMITED

Surendra Somani  
Executive Vice Chairman

Place : Mumbai  
Date: 13-07-2012

