


**KOPRAN LIMITED**  
STATEMENT OF STANDALONE AND CONSOLIDATED UNAUDITED RESULTS FOR QUARTER AND NINE MONTHS ENDED DECEMBER 31, 2020

(Rs. In Lakhs)

| Particulars   | Consolidated          |                  |                  |                           |                  |                    | Standalone            |                 |                 |                           |                  |                    |
|---|-----------------------|------------------|------------------|---------------------------|------------------|--------------------|-----------------------|-----------------|-----------------|---------------------------|------------------|--------------------|
|   | For the Quarter ended |                  |                  | For the nine months ended |                  | For the Year ended | For the Quarter ended |                 |                 | For the nine months ended |                  | For the Year ended |
|   | 31-12-2020            | 30-09-2020       | 31-12-2019       | 31-12-2020                | 31-12-2019       | 31-03-2020         | 31-12-2020            | 30-09-2020      | 31-12-2019      | 31-12-2020                | 31-12-2019       | 31-03-2020         |
|   | Unaudited             | Unaudited        | Unaudited        | Unaudited                 | Unaudited        | Audited            | Unaudited             | Unaudited       | Unaudited       | Unaudited                 | Unaudited        | Audited            |
| (1) Revenue from Operations   | 11,205.57             | 11,899.41        | 10,018.96        | 35,193.19                 | 27,212.04        | 35,949.94          | 5,656.22              | 4,707.33        | 5,467.67        | 16,086.83                 | 14,070.37        | 17,929.08          |
| (2) Other Income  | 22.32                 | 11.76            | 8.21             | 67.16                     | 45.20            | 63.07              | 47.87                 | 47.65           | 50.59           | 145.11                    | 147.01           | 199.01             |
| (3) Foreign Exchange Gain (Net)   | 402.52                | 543.27           | 131.38           | 1,264.70                  | 485.74           | -                  | 204.36                | 278.65          | 73.25           | 672.91                    | 329.62           | -                  |
| <b>(4) Total Income (1+2+3)</b>   | <b>11,630.41</b>      | <b>12,454.44</b> | <b>10,158.55</b> | <b>36,525.05</b>          | <b>27,742.98</b> | <b>36,013.01</b>   | <b>5,908.45</b>       | <b>5,033.63</b> | <b>5,591.51</b> | <b>16,904.85</b>          | <b>14,547.00</b> | <b>18,128.09</b>   |
| <b>(5) Expenses</b>   |                       |                  |                  |                           |                  |                    |                       |                 |                 |                           |                  |                    |
| (a) Cost of materials consumed  | 8,054.25              | 6,851.75         | 5,248.20         | 20,753.77                 | 16,511.50        | 22,305.58          | 2,356.18              | 2,711.25        | 2,739.53        | 7,056.70                  | 7,549.92         | 10,896.12          |
| (b) Purchase of stock-in-trade  | 176.69                | 133.21           | 175.02           | 309.90                    | 965.17           | 977.51             | 1,124.20              | 104.08          | 132.37          | 1,257.41                  | 941.51           | 954.10             |
| (c) Changes in Inventories of finished goods, stock-in-trade and work-in-progress                 | (1,824.53)            | 21.25            | 752.44           | (239.56)                  | (770.09)         | (2,281.18)         | 337.05                | (450.96)        | 233.23          | 1,393.35                  | (29.82)          | (1,733.34)         |
| (d) Employee benefits expense   | 957.07                | 915.81           | 929.07           | 2,786.11                  | 2,807.40         | 3,685.21           | 470.93                | 484.81          | 512.29          | 1,412.62                  | 1,560.91         | 2,002.16           |
| (e) Finance costs   | 174.20                | 141.69           | 262.30           | 501.99                    | 668.34           | 891.17             | 69.78                 | 111.52          | 190.07          | 327.04                    | 448.45           | 596.17             |
| (f) Depreciation and amortisation expense   | 249.02                | 260.75           | 240.68           | 763.49                    | 718.02           | 957.69             | 105.13                | 104.87          | 86.28           | 305.64                    | 260.59           | 347.23             |
| (g) Other expenses  | 1,729.94              | 1,857.92         | 1,697.66         | 5,339.90                  | 4,660.01         | 6,527.49           | 838.62                | 917.54          | 936.04          | 2,652.33                  | 2,500.82         | 3,467.53           |
| (h) Foreign Exchange Loss (Net)   | -                     | -                | -                | -                         | -                | 65.76              | -                     | -               | -               | -                         | -                | 24.86              |
| <b>Total Expenses (5)</b>   | <b>9,516.64</b>       | <b>10,182.38</b> | <b>9,305.37</b>  | <b>30,215.60</b>          | <b>25,560.35</b> | <b>33,129.23</b>   | <b>5,301.89</b>       | <b>3,983.11</b> | <b>4,829.81</b> | <b>14,405.09</b>          | <b>13,232.38</b> | <b>16,554.83</b>   |
| <b>(6) Profit before exceptional items and tax (4-5)</b>  | <b>2,113.77</b>       | <b>2,272.06</b>  | <b>853.18</b>    | <b>6,309.45</b>           | <b>2,182.63</b>  | <b>2,883.78</b>    | <b>606.56</b>         | <b>1,050.52</b> | <b>761.70</b>   | <b>2,499.76</b>           | <b>1,314.62</b>  | <b>1,573.26</b>    |
| (7) Exceptional items (Net)   | -                     | -                | -                | -                         | -                | (55.42)            | -                     | -               | -               | -                         | -                | -                  |
| <b>(8) Profit before tax (6-7)</b>  | <b>2,113.77</b>       | <b>2,272.06</b>  | <b>853.18</b>    | <b>6,309.45</b>           | <b>2,182.63</b>  | <b>2,828.36</b>    | <b>606.56</b>         | <b>1,050.52</b> | <b>761.70</b>   | <b>2,499.76</b>           | <b>1,314.62</b>  | <b>1,573.26</b>    |
| <b>(9) Tax expense</b>  |                       |                  |                  |                           |                  |                    |                       |                 |                 |                           |                  |                    |
| (a) Current Tax   | 477.95                | 491.87           | 102.28           | 1,371.59                  | 380.06           | 522.33             | 107.65                | 184.46          | 104.60          | 437.38                    | 217.65           | 280.07             |
| (b) Deferred Tax  | 64.82                 | 117.14           | 119.53           | 280.69                    | 181.55           | 183.63             | 66.40                 | 117.15          | 109.33          | 279.01                    | 154.82           | 171.21             |
| (c) Taxation adjustment of earlier years  | 0.01                  | -                | -                | 0.95                      | -                | 20.38              | -                     | -               | -               | -                         | -                | -                  |
| <b>(10) Profit for the period (8 - 9)</b>   | <b>1,570.99</b>       | <b>1,663.05</b>  | <b>631.37</b>    | <b>4,656.22</b>           | <b>1,621.02</b>  | <b>2,102.02</b>    | <b>432.51</b>         | <b>748.91</b>   | <b>547.77</b>   | <b>1,783.37</b>           | <b>942.15</b>    | <b>1,121.98</b>    |
| <b>(11) Other Comprehensive Income</b>  |                       |                  |                  |                           |                  |                    |                       |                 |                 |                           |                  |                    |
| <b>(i) Items that will not be reclassified to profit and loss</b>                                 |                       |                  |                  |                           |                  |                    |                       |                 |                 |                           |                  |                    |
| (a) - Remeasurements of defined benefit plans   | (0.48)                | (0.48)           | (11.93)          | (1.44)                    | (35.77)          | (1.92)             | 0.40                  | 0.40            | (9.20)          | 1.21                      | (27.57)          | 1.62               |
| Income tax effect on Remeasurement of defined employee benefit plans                              | 0.11                  | 0.11             | 2.56             | 0.33                      | 7.67             | (0.47)             | (0.12)                | (0.12)          | 2.56            | (0.35)                    | 7.67             | (0.47)             |
| (b) - Net changes in Fair value of investments in equity shares carried at fair value through OCI | -                     | -                | (0.00)           | -                         | (0.00)           | -                  | -                     | -               | (0.00)          | -                         | (0.00)           | -                  |
| Income tax effect on Fair value of investments in equity shares carried at fair value through OCI | -                     | -                | -                | -                         | -                | -                  | -                     | -               | -               | -                         | -                | -                  |
| <b>ii) a) Items that will be reclassified to profit or loss</b>                                   |                       |                  |                  |                           |                  |                    |                       |                 |                 |                           |                  |                    |
| Exchange difference in translating the financial statements of foreign operation                  | (1.43)                | (5.94)           | 3.93             | (6.72)                    | 7.81             | 20.82              | -                     | -               | -               | -                         | -                | -                  |
| b) Income tax relating to items that will be reclassified to profit or loss                       | -                     | -                | -                | -                         | -                | -                  | -                     | -               | -               | -                         | -                | -                  |
| <b>Other Comprehensive (Loss) / Income for the year (11)</b>                                      | <b>(1.80)</b>         | <b>(6.31)</b>    | <b>(5.44)</b>    | <b>(7.83)</b>             | <b>(20.29)</b>   | <b>18.43</b>       | <b>0.28</b>           | <b>0.28</b>     | <b>(6.64)</b>   | <b>0.86</b>               | <b>(19.90)</b>   | <b>1.15</b>        |
| <b>(12) Total Comprehensive Income for the year (10+11)</b>                                       | <b>1,569.19</b>       | <b>1,656.74</b>  | <b>625.93</b>    | <b>4,648.39</b>           | <b>1,600.73</b>  | <b>2,120.45</b>    | <b>432.79</b>         | <b>749.19</b>   | <b>541.13</b>   | <b>1,784.23</b>           | <b>922.25</b>    | <b>1,123.13</b>    |



| Particulars   | Consolidated          |            |            |                           |            |                    | Standalone            |            |            |                           |            |                    |
|---|-----------------------|------------|------------|---------------------------|------------|--------------------|-----------------------|------------|------------|---------------------------|------------|--------------------|
|   | For the Quarter ended |            |            | For the nine months ended |            | For the Year ended | For the Quarter ended |            |            | For the nine months ended |            | For the Year ended |
|   | 31-12-2020            | 30-09-2020 | 31-12-2019 | 31-12-2020                | 31-12-2019 | 31-03-2020         | 31-12-2020            | 30-09-2020 | 31-12-2019 | 31-12-2020                | 31-12-2019 | 31-03-2020         |
|   | Unaudited             | Unaudited  | Unaudited  | Unaudited                 | Unaudited  | Audited            | Unaudited             | Unaudited  | Unaudited  | Unaudited                 | Unaudited  | Audited            |
| <b>Profit for the period attributable to</b>                              |                       |            |            |                           |            |                    |                       |            |            |                           |            |                    |
| - Owners of the Company   | 1,570.99              | 1,663.05   | 631.37     | 4,656.22                  | 1,621.02   | 2,102.02           | -                     | -          | -          | -                         | -          | -                  |
| - Non - Controlling Interest  | -                     | -          | -          | -                         | -          | -                  | -                     | -          | -          | -                         | -          | -                  |
| <b>Other Comprehensive (Loss) / Income for the period attributable to</b> |                       |            |            |                           |            |                    |                       |            |            |                           |            |                    |
| - Owners of the Company   | (1.80)                | (6.31)     | (5.44)     | (7.83)                    | (20.29)    | 18.43              | -                     | -          | -          | -                         | -          | -                  |
| - Non - Controlling Interest  | -                     | -          | -          | -                         | -          | -                  | -                     | -          | -          | -                         | -          | -                  |
| <b>Total Comprehensive Income for the period attributable to</b>          |                       |            |            |                           |            |                    |                       |            |            |                           |            |                    |
| - Owners of the Company   | 1,569.19              | 1,656.74   | 625.93     | 4,648.39                  | 1,600.73   | 2,120.45           | -                     | -          | -          | -                         | -          | -                  |
| - Non - Controlling Interest  | -                     | -          | -          | -                         | -          | -                  | -                     | -          | -          | -                         | -          | -                  |
| (13) Paid up Equity Share Capital (Face Value of Rs. 10 each)             | 4,324.94              | 4,324.89   | 4,324.89   | 4,324.94                  | 4,324.89   | 4,324.89           | 4,324.94              | 4,324.89   | 4,324.89   | 4,324.94                  | 4,324.89   | 4,324.89           |
| (14) Other Equity   |                       |            |            |                           |            | 14,643.12          |                       |            |            |                           |            | 18,642.42          |
| (15) Earnings Per Share (EPS) (Face value Rs. 10/- each)                  |                       |            |            |                           |            |                    |                       |            |            |                           |            |                    |
| (a) Basic   | 3.63                  | 3.84       | 1.46       | 10.77                     | 3.75       | 4.86               | 1.00                  | 1.73       | 1.27       | 4.12                      | 2.18       | 2.59               |
| (b) Diluted   | 3.63                  | 3.84       | 1.46       | 10.77                     | 3.75       | 4.86               | 1.00                  | 1.73       | 1.27       | 4.12                      | 2.18       | 2.59               |

**Notes:-**

- The above Statement of consolidated and standalone unaudited financial results have been prepared in accordance with Indian Accounting Standards (Ind AS) prescribed under Section 133 of the Companies Act 2013, read with Companies (Indian Accounting Standards) Rules, 2015, as amended and other accounting principles generally accepted in India. There is no minority interest.
- The above Statement of consolidated and standalone unaudited financial results have been reviewed by the Audit Committee and approved by the Board of Directors at its meeting held on January 22, 2021 and have been subjected to limited review by the Statutory Auditors of the Company who have expressed an unmodified conclusion.
- The Company is engaged primarily in the Pharmaceuticals business and there are no separate reportable segments as per Ind AS 108 on "Operating Segment Reporting".
- The Group has not experienced any significant impact on its operations, supply chain and recoverability of carrying amounts of financial and non-financial assets due to COVID 19 pandemic. As the pandemic continues to evolve, the Group will continue to closely monitor for any material changes to future economic conditions.
- Figures for the previous period have been regrouped or reclassified, wherever necessary to make them comparable with the figures of the current period.

Place : Mumbai  
Date : January 22, 2021



FOR KOPRAN LIMITED

Surendra Somani  
Executive Vice Chairman



**Independent Auditor's Review Report on Quarterly and year to date Unaudited Standalone Financial Results of Kopran Limited Pursuant to the Regulation 33 of the Securities and Exchange Board of India (Listing Obligations and Disclosure Requirements) Regulations, 2015, as amended**

**To the Board of Directors of  
Kopran Limited**

1. We have reviewed the accompanying Statement of Unaudited Standalone Financial Results of Kopran Limited, ("the Company") for the quarter and nine months ended December 31, 2020 ("the Statement"), being submitted by the Company pursuant to the requirements of Regulation 33 of the SEBI (Listing Obligations and Disclosure Requirements) Regulations, 2015, as amended.
2. This Statement, which is the responsibility of the Company's Management and approved by the Board of Directors of the Company, has been prepared in accordance with the recognition and measurement principles laid down in the Indian Accounting Standard 34 "Interim Financial Reporting" (Ind AS 34), prescribed under section 133 of the Companies Act, 2013 read with relevant rules issued thereunder and other accounting principles generally accepted in India. Our responsibility is to express a conclusion on the Statement based on our review.
3. We conducted our review of the Statement in accordance with the Standard on Review Engagements (SRE) 2410 "Review of Interim Financial Information Performed by the Independent Auditor of the Entity", issued by the Institute of Chartered Accountants of India. A review of interim financial information consists of making inquiries, primarily of persons responsible for financial and accounting matters, and applying analytical and other review procedures. A review is substantially less in scope than an audit conducted in accordance with Standards on Auditing specified under Section 143(10) of the Companies Act, 2013 and consequently does not enable us to obtain assurance that we would become aware of all significant matters that might be identified in an audit. Accordingly, we do not express an audit opinion.




**CHARTERED ACCOUNTANTS**

4. Based on our review conducted as stated in paragraph 3 above, nothing has come to our attention that causes us to believe that the accompanying statement of unaudited standalone financial results, prepared in accordance with the recognition and measurement principles laid down in the aforesaid Indian Accounting Standard and other accounting principles generally accepted in India, has not disclosed the information required to be disclosed in terms of Regulation 33 of the SEBI (Listing Obligations and Disclosure Requirements) Regulations, 2015, as amended including the manner in which it is to be disclosed, or that it contains any material misstatement.

For **KHANDELWAL JAIN & CO.**

Chartered Accountants,

Firm Registration No.: 105049W

  
(**S. S. SHAH**)

Partner

Membership No.: 33632

UDIN : 21033632AAAAAI6607



Place: Mumbai

Date : January 22, 2021

6-B&C, Pil Court, 6th Floor,  
111, M. Karve Road, Churchgate,  
Mumbai - 400 020.  
Tel.: (+91-22) 4311 5000  
Fax : 4311 5050

12-B, Baldota Bhavan, 5th Floor,  
117, M. Karve Road, Churchgate,  
Mumbai - 400 020.  
Tel.: (+91-22) 4311 6000  
Fax : 4311 6060

**Independent Auditor's Review Report on Quarterly and year to date Unaudited Consolidated Financial Results of Kopran Limited Pursuant to the Regulation 33 of the Securities and Exchange Board of India (Listing Obligations and Disclosure Requirements) Regulations, 2015, as amended.**

**To the Board of Directors of  
Kopran Limited**

1. We have reviewed the accompanying Statement of Unaudited Consolidated Financial Results of Kopran Limited ("the Parent" or "the Company") and its subsidiaries (the parent and its subsidiaries together referred to as "the Group") for the quarter and nine months ended December 31, 2020 ("the Statement"), being submitted by the Parent pursuant to the requirements of Regulation 33 of the SEBI (Listing Obligations and Disclosure Requirements) Regulations, 2015, as amended.
2. This Statement, which is the responsibility of the Parent's Management and approved by the Parent's Board of Directors, has been prepared in accordance with the recognition and measurement principles laid down in the Indian Accounting Standard - 34 "Interim Financial Reporting" (Ind AS 34), prescribed under section 133 of the Companies Act, 2013 read with relevant rules issued thereunder and other accounting principles generally accepted in India. Our responsibility is to express a conclusion on the Statement based on our review.
3. We conducted our review of the Statement in accordance with the Standard on Review Engagements (SRE) 2410 "Review of Interim Financial Information Performed by the Independent Auditor of the Entity", issued by the Institute of Chartered Accountants of India. A review of interim financial information consists of making inquiries, primarily of persons responsible for financial and accounting matters, and applying analytical and other review procedures. A review is substantially less in scope than an audit conducted in accordance with Standards on Auditing specified under Section 143(10) of the Companies Act, 2013 and consequently does not enable us to obtain assurance that we would become aware of all significant matters that might be identified in an audit. Accordingly, we do not express an audit opinion.



We also performed procedures in accordance with the Circular issued by the Securities and Exchange Board of India under Regulation 33 (8) of the SEBI (Listing Obligations and Disclosure Requirements) Regulations, 2015, as amended, to the extent applicable.

4. The Statement includes the results of the following subsidiaries:

- Kopran Research Laboratories Limited
- KopranLifesciences Limited
- Kopran (H. K) Limited
- Kopran (UK) Limited

5. Based on our review conducted and procedures performed as stated in paragraph 3 above and based on the consideration of the review reports of other auditors referred to in paragraph 6 below, nothing has come to our attention that causes us to believe that the accompanying Statement, prepared in accordance with the recognition and measurement principles laid down in the aforesaid Indian Accounting Standard and other accounting principles generally accepted in India, has not disclosed the information required to be disclosed in terms of Regulation 33 of the SEBI (Listing Obligations and Disclosure Requirements) Regulations, 2015, as amended, including the manner in which it is to be disclosed, or that it contains any material misstatement.

6(a) We did not review the interim financial information of 2 subsidiaries included in the consolidated unaudited financial results, whose interim financial information, before consolidation adjustments, reflect total revenues of Rs. 7,249.48 lakhs and Rs. 21,547.36 lakhs, total net profit after tax of Rs. 1,068.77 lakhs and Rs. 2,665.91 lakhs and total comprehensive income of Rs. 1,068.12 lakhs and Rs. 2,663.94 lakhs for the quarter and nine months ended December 31, 2020, respectively, as considered in the consolidated unaudited financial results. These interim financial information have been reviewed by other auditors whose reports have been furnished to us by the Management and our conclusion on the Statement, in so far as it relates to the amounts and disclosures included in respect of these subsidiaries, is based solely on the reports of the other auditors and the procedures performed by us as stated in paragraph 3 above.


Our conclusion on the Statement is not modified in respect of the above matter.



6(b) The consolidated unaudited financial results includes the interim financial information of 2 subsidiaries which have not been reviewed by their auditors, whose interim financial information, before consolidation adjustments, reflect total revenues of Rs. NIL lakhs and Rs. NIL lakhs, total net loss after tax of Rs. 0.57 lakhs and Rs. 3.97 lakhs and total comprehensive loss of Rs. 1.99 lakhs and Rs. 10.68 lakhs for the quarter and nine months ended December 31, 2020, respectively, as considered in the consolidated unaudited financial results. According to the information and explanations given to us by the Management, these interim financial information are not material to the Group.

Our conclusion on the Statement is not modified in respect of the above matter.

For **KHANDELWAL JAIN & CO.**  
**Chartered Accountants,**  
**Firm Registration No.: 105049W**

  
**(S. S. SHAH)**

Partner

Membership No.: 33632

UDIN: 21033632AAAAAJ4118



Place: Mumbai

Date : January 22, 2021